



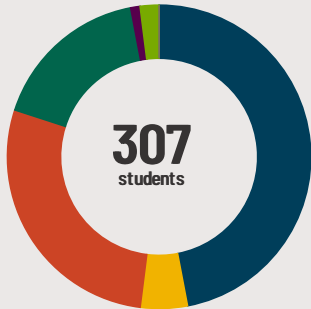
Carol Stream Elem School

422 Sioux Ln Carol Stream, IL 60188 (630)588-5400

Grades: K - 5
District: CCSD 93

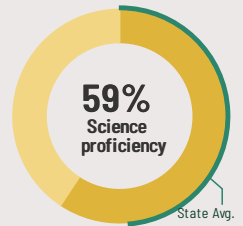
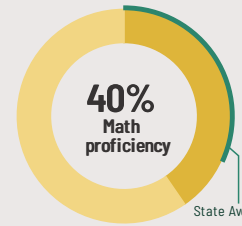
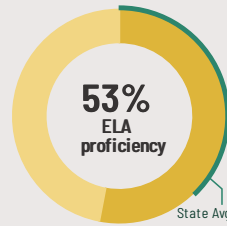
Principal: Mr. Steven Kyle
Superintendent: Dr. David Hill

Fast Facts



Student Characteristics

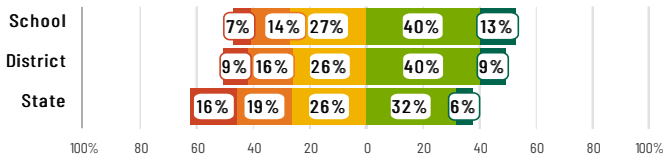
White	47%
Black	5%
Hispanic	28%
Asian	17%
American Indian	1%
Two or More Races	2%
Pacific Islander	0%
Low Income	39%
English Learners	27%
With IEPs	18%
With Disabilities	-
Homeless	1%



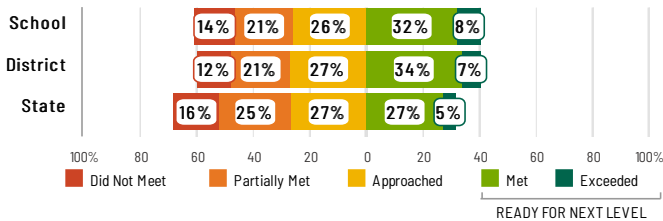
Academic Success

All Illinois students in grades 3-8 take the IAR assessment each year. High school students take the SAT in English Language Arts and Math.

English Language Arts



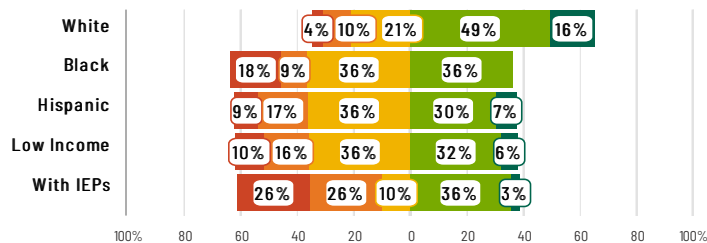
Mathematics



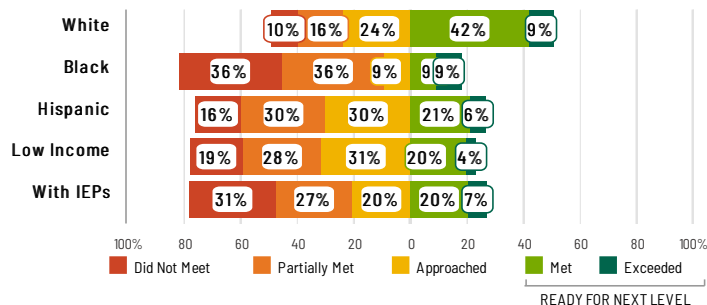
Success by Student Group

This display shows IAR ELA & Math performance levels for each student group. No data is shown for groups with fewer than 10 students.

English Language Arts



Mathematics



Student Attendance and Mobility

Attendance Rate

Rate at which students are present at school, not including excused or unexcused absences



Chronic Absenteeism

Percentage of students who miss 10% or more of school days per year either with or without a valid excuse



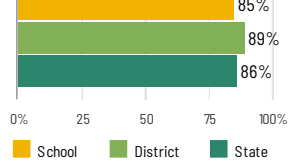
Student Mobility

Percentage of students who transfer in or out of the school during the school year, not including graduates



Teacher Retention

Percentage of full time teachers who return to the same school year to year





Carol Stream Elem School

School Highlights

Academic Courses

Carol Stream School serves students Kindergarten through 5th grade. In alignment with CCSD93's Strategic Plan, we believe that in order to prepare our students for the 21st century, we must reach the whole child by maximizing the academic, social, and emotional potential of every student.

Physical Education, Health and Wellness

All students receive core Physical Education and Health instruction (ex: throwing, catching, striking, nutrition, etc.). Students also participate in daily structured movement which promotes a healthy mindset for learning.

Other Programs and Activities

Carol Stream School implements PBIS (Positive Behavior Interventions & Supports) systems to support our students. We believe that all students need positive supports in order to be successful citizens. We work as a local community to support our students' academic, social, and emotional learning.

School Awards

Carol Stream School students set academic and social goals. We celebrate our accomplishments as a school during PBIS Celebrations each trimester. We are the proud recipients of the Gold Level Recipient for School-wide Implementation of PBIS. Students receive ongoing recognition through feedback that is timely, specific, and positive.

Career Development Courses and Programs

Students have the opportunity to participate in Junior Achievement. Junior Achievement's purpose is to inspire and prepare students to succeed in a global economy.

Athletics

Carol Stream School does not have any formal athletics; however, we do promote athletics and team building through teacher sponsored clubs (ex: running club).

School Personnel Resources

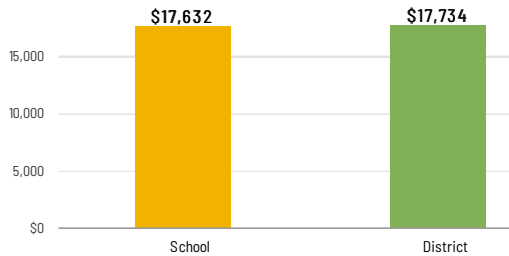
In alignment with CCSD93's Strategic Plan, we strive for engaged and connected employees. We accomplish this through intentional professional development designed to promote visible learning practices and data-based decision making. Our goal is to support teachers as they design instruction that helps all students make greater-than-expected growth.

Facilities

In alignment with CCSD93's Strategic Plan, Carol Stream School believes in and promotes the integration of optimal learning environments. We work to ensure we have a long-range facilities plan as well as integrate technology and innovation as a way to enhance instruction.

School-Level Finance

The Every Student Succeeds Act requires LEAs to report school-level expenditure data, beginning with School Year 18-19 data. LEAs are required to report actual personnel and non-personnel expenditures of both site-specific and district centralized expenditures. Expenditures are shown at the site level and must be disaggregated by source of funds (federal vs. state/local). These data are self-reported and may differ from AFR data.



Educator Measures

This school has had **1 principal(s)** over the past 6 years. In the last three years, an average of **85% of teachers** return to this school each year.

FOR MORE INFORMATION

Visit IllinoisReportCard.com to see additional details about each item of information for this school. There you will find charts spanning multiple years, detailed explanations, resources, more of the school's programs and activities, and powerful tools that let you dig deeper into data.

Most of this data has been collected by ISBE from school districts through data systems. Some information, such as the School Highlights, is entered directly by principals and can be updated throughout the year.